

Corvairization

TUCSON CORVAIR ASSOCIATION
VOLUME 13

NUMBER 8

TUCSON, ARIZONA


NOVEMBER 1987



How to build a
Corvair Rampside conversion.

Your wife won't even be upset with this one!

Christmas Party details inside.



TUCSON CORVAIR ASSOCIATION

CORVAIRSATION is a monthly publication of the TUCSON CORVAIR ASSOCIATION, which is dedicated to the preservation of the Corvair model of the Chevrolet Motor Division. The Tucson Corvair association is a chartered member of the CORVAIR SOCIETY OF AMERICA (CORSA).

MONTHLY MEETINGS are held on the fourth Wednesday of each month except December. One technical/social event is planned for every month except July and August.

MEMBERSHIP DUES are \$10 per year and are payable to the TUCSON CORVAIR ASSOCIATION through the Membership Chairman.

CORSA MEMBERSHIP DUES are \$25 per year and include a subscription to the CORSA Communique, a monthly publication. See a TCA Officer for a membership application.

CLASSIFIED ADS are FREE to a TCA Members and \$1.00 per line to all others. The deadline for materials submitted for publication is the 10th of the month for that month's issue. Mail or deliver all materials to the Corvairsation Editor. Articles are welcome for publication.

BUSINESS MAILING ADDRESS: P.O. Box 50401, Tucson, Arizona 85703.

WHEELS & SPOKES

PRESIDENT

Alfonso Rivas
3489 Via Guadalupe
Tucson AZ 85716
(602) 325-0781

VICE PRESIDENT

Milt Evans
845 E Placita Leslie
Tucson AZ 85718
(602) 297-7566

TREASURER

Mike Hayden
6971 N Blue Sky Terrace
Tucson AZ 85741
(602) 297-6219

RECORDING SECRETARY

Beverly Baker
7041 Arrowhead Drive
Tucson AZ 85715
(602) 296-1392

BOARD MEMBER-AT-LARGE

Alan Atwood
4287 N Limberlost Place
Tucson AZ 85705
(602) 888-4433

MEMBERSHIP CHAIRMAN

(Dues & Change of Address)
Vic Howard
6270 N. Camino Arturo
Tucson AZ 85718
(602) 742-1823

LIBRARIAN

Dave Baker
7041 Arrowhead Drive
Tucson AZ 85715
(602) 296-1392

CORVAIRSATION EDITOR

Van Pershing
4842 W Paseo de las Colinas
Tucson AZ 85745
(602) 743-9185

BOARD OF DIRECTORS

Current TCA Officers, Don Robinson, Carole Sanford, and the Corvairsation Editor



NON-MEMBERS:

We would like to invite you to join the Tucson Corvair Association. We will send you three complimentary issues of the Corvairsation and welcome you to attend all of our activities. This is a great chance to get to know us. No matter what your Corvair interests are, you'll find lots of good folks with similar interests in the Tucson Corvair Association. If you decide to join us, the dues are only \$10 per year.

From the President.....

Yes Virginia, there will be a TCA Christmas party this year. It will be held at El Corral Restaurant on Sunday, December 13th. At the October meeting I passed around a sign-up sheet for the party. We have since decided to follow the format used by Don Robinson last year. In this Corvairsation you will find an order form for the party. Please fill this out and return it to me with your payment by December 1st.

As in the past, everyone will receive a gift from TCA. Will also present the Man of the Year-Bryan Lynch Award. What promises to make the evening special is Mr. Punch Woods, the director of the Community Food Bank. The Board voted to present the Food Bank with a check for \$100.00. I am asking that everyone attending the party bring along a non-perishable canned food item to contribute to the Food Bank. Please make plans to join us for this special event.

There will be no mid-month activity in December because of the Christmas party. The Board needs to decide very shortly what we'll be doing for events in the future. So if you have a suggestion for a mid-month activity please submit it to me or one of the other Board members.

Also in the near future a nominating committee will be formed. The purpose, of course, is to select next year's officers. A lot of thought goes into selecting the candidates and I hope everyone who is asked to serve our club will do so.

In closing, I'd like to wish everyone a Happy Thanksgiving. If you're going out of town please drive carefully and have a safe trip. For those of you staying in town, I'll see you at our regular monthly meeting. Oh, by the way, if you're reading the column Milt, please don't forget to bring the prizes for our raffle drawing. Thank you.

Al Rivas

The regular monthly meeting of the Tucson Corvair Association was called to order at 7:45 PM by President Al Rivas on October 28, 1987 at the Picadilly Cafeteria, 6767 E. Broadway, Tucson, Arizona.

The minutes of the previous meeting were approved as printed in the Corvairsation.

Under old business, all members who participated in the Casas de los Ninos automobile show were thanked for being there. A report from those who went on the General Motors Desert Proving Ground was given, and all who went had a good time and learned a great deal. Those present were reminded again of the Fan Belt Toss and Swap Meet in Palm Springs.

As to new business, a discussion was held to see if we should find a new place to hold our meetings but they will continue on at the Picadilly for a while. The Christmas party will be at the El Coral Restaurant on December 13th with No-Host Cocktails at 6:00 PM and dinner at 7:00 PM. There will be no meeting in December, so Frank Held requested that all the cans be saved until January. Suggestions were made for future mid-monthly activities. Vic Howard announced that the ad that was run in the newspaper cost \$18.00.

Van Pershing was introduced as a guest as he has not been able to attend the meetings lately because of conflicting activities.

After the break, the prizes were awarded to the winning ticket holders. Alan Atwood won the license plate drawing with his tag number HVH27. Other winners were J. R. Evans, Dave Baker, Lucy Post, Al Rivas, and Ed Sanford.

A tech session followed and for sale items announced.

The meeting adjourned at 9:15 PM.

Respectfully submitted,

A handwritten signature in cursive script, appearing to read "Beverly".

!!!!CHRISTMAS PARTY!!!!

Sunday, December 13, 1987
El Corral Restaurant
2201 E. River Road

No Host Cocktails 6:00pm
Dinner 7:00pm

All dinners include entree, salad with house dressing, bread, baked potatoe, beverage, tax and tip. Dessert is extra; you may choose to have mud pie or strawberry cheese cake. The prime rib is cooked medium rare to medium but they should be able to handle orders for prime rib well done.

Please make your menu selection on the form below. Total the amount and send me a check along with the order by December 1st.

**SHOW YOUR CHRISTMAS SPIRIT!!
PLEASE BRING A CAN OF FOOD FOR THE FOOD BANK**

----- ORDER BLANK -----

NAME: _____

<u>DINNER SELECTION</u>	<u>NUMBER</u>	
PRIME RIB (generous).....	_____	X \$10.14 = _____
NEW YORK STEAK.....	_____	X \$10.14 = _____
PORK RIBS (½ rack).....	_____	X \$8.94 = _____
<u>DESSERT</u>		
MUD PIE.....	_____	X \$2.34 = _____
STRAWBERRY CHEESE CAKE.....	_____	x \$2.11 = _____

SEND ME A CHECK FOR THIS AMOUNT ----- TOTAL _____

To: Al Rivas
3489 Via Guadalupe
Tucson AZ 85716


JC WHITNEY MAY HELP

In a stroll through a recent edition of the J.C. Whitney catalog I discovered that there are still quite a few parts listed for our cherished loved one. The prices aren't too bad and the quality of the stuff is about the same as you get anywhere else. It might be a good source for some items.

Description	Application	Price
1-piece Fiberglass Front End	66-67 Cars	449.95
Ball Joints - Lower	61-65 truck	10.95
Ball Joints - Upper	61-65 truck	9.95
Ball Joints - Upper	60-69 Cars	14.95
Coil Springs - rear	60-63 cars	39.95/pr
Convertible Tops	All cars	84.95-99.95
Crankshaft Kit	64-69	114.00
Custom Fit Dash Cover-painted	65-69 cars	56.95
Custom Fit Dash Cover-plastic	65-69 cars	46.95
Custom-fit Carpets	All cars	84.95
Custom-tailored Carpets	All cars	76.95
Deflector Shield-front	All cars	29.95
Fiber glass "Hood"-hinge type	66-67 Cars	219.85
Fiber glass "Hood"-pin type	66-67 Cars	199.95
Fiberglass Fenders-front	60-64 cars	149.95
Gaskets-Overhaul Set	6-bolt valve cover	54.99
Gaskets-Overhaul Set	4-bolt valve cover	39.99
Gaskets-Valve Grind Set	6-bolt valve cover	37.99
Gaskets-Valve Grind Set	4-bolt valve cover	34.99
H D Anti Sway Bar-front	All cars	57.98
H D Anti Sway Bar-rear	All cars	57.98
Headers	All (exp 140hp)	39.95
Headliners	All cars	54.95-62.95
High-pile Loop Carpets	All cars	77.90
Idler Arm	60-64 cars	10.98
Idler Arm-constant torque type	65-69 cars	33.98
Main Bearings-Full Flange 020	All	23.98
Main Bearings-Full Flange Std	All	19.98
Main Bearings-Half Flange 010	All	16.98
Main Bearings-Half Flange 020	All	16.98
Main Bearings-Half Flange Std	All	16.98
Master Cylinder Kit	60-67 cars & trucks	3.29
Molded Carpet Sets	All cars	89.95
Piston Rings	All	11.98
Piston Rings-Hi Speed	All	13.98
Piston Rings-Hi Speed Chrome	All	18.98
Polyester Shag Carpets	All cars	94.95
Repair Manual	60-69 & Grnbrier	6.66
Shock Absorbers-front & rear	All Cars	28.95/pr
Speedo Cable w/ Housing	65-69 cars	7.98
Speedo Cable w/ Housing	60-64 cars	12.98
Top Pads	All cars	14.95
Upholstry&Door Panels-orginal	65-67 Monza-Corsa	224.95
Upholstry&Door Panels-orginal	62-64 Monza-Spyder	224.95
Wheel Cylinder Kits	All	2.79
Wheel Cylinders	All cars - rear	12.98

Replica Stock!

by DEAN MILANO



How to build a Corvair Rampside conversion.

I have received many favorable comments concerning the Replica Stock series, and it appears that more than a few modelers are actually interested in building the Corvair Rampside featured in the opening article (*SAE 34 Nov/Dec '84*). I'm amazed. I thought I was the only one crazy enough to build something like that. Because of these inquiries as to how it was done, I have prepared the accompanying exploded drawing.

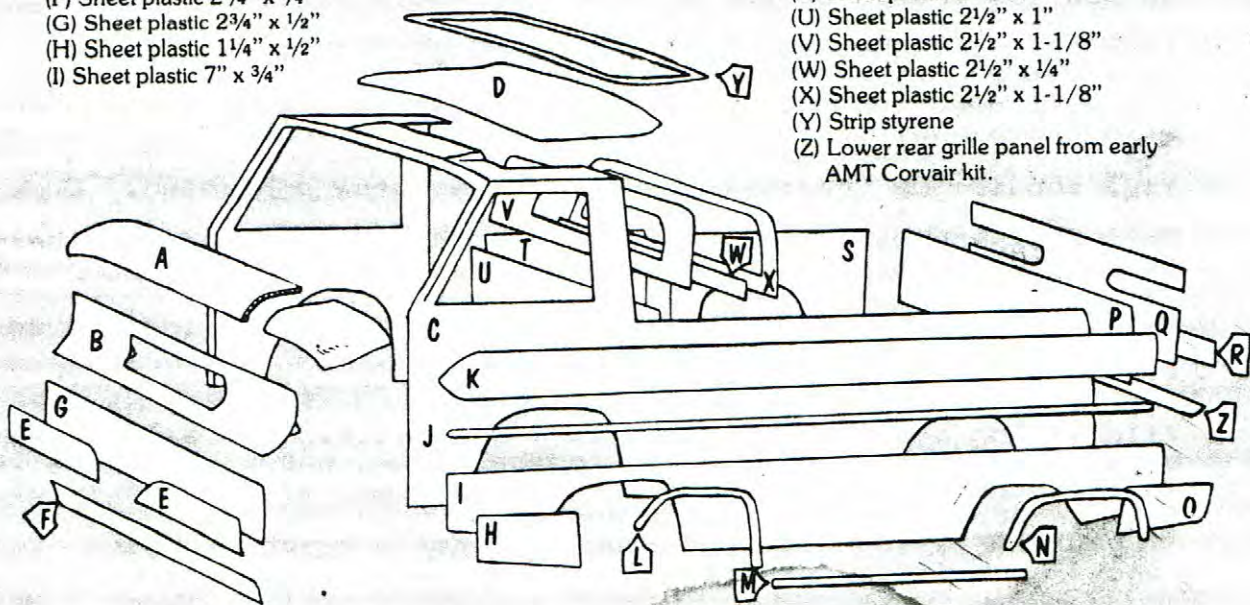
Not all of the measurements are exact. You'll need a lot of photos of the actual truck in order to get the proportions correct. Once the sheet plastic sections have been cemented to the body, make sure you bevel all the edges and use plenty of putty in blending the sections to the body.

Some of the detail pieces used include: bumpers from the AMT Chevy Van series (mounted upside-down); headlights, steering wheel and lower rear grille panel from an early AMT Corvair kit; hubcaps from an AMT '63 Chevy pickup; instrument panel from AMT's '66 Mustang, top of dash from an AMT '65 Chevy custom dashboard, pickup bed from Monogram's GMC pickup; engine from an old AMT parts pak; nameplate from a Revell '57 Chevy and bumper guards from Testors' '48 Ford kit. Parts from the Volkswagen Vanagon kit include the main body, interior tub, chassis and suspension, bench seat, windshield wipers, and door handles. Of course, all these parts were modified in some way in order to resemble the Corvair.

SAE

- (A) Body panel from AMT Silhouette sectioned and modified to represent Corvair "hood" $2\frac{3}{4}'' \times \frac{3}{4}''$
- (B) Inverted custom fender skirt from '63 Pontiac kit shortened and modified to represent Corvair "snowplow grille shroud" $2\frac{3}{4}'' \times \frac{1}{2}''$
- (C) Volkswagen Vanagon body modified to represent Corvair "body"
- (D) Front section of roof from Vanagon kit (protruding ribs filed off) $2\frac{1}{4}'' \times 1\frac{1}{2}''$
- (E) Sheet plastic $1'' \times \frac{1}{4}''$ (x2)
- (F) Sheet plastic $2\frac{3}{4}'' \times \frac{1}{4}''$
- (G) Sheet plastic $2\frac{3}{4}'' \times \frac{1}{2}''$
- (H) Sheet plastic $1\frac{1}{4}'' \times \frac{1}{2}''$
- (I) Sheet plastic $7'' \times \frac{3}{4}''$

- (J) Strip styrene $7''$ long
- (K) Sheet plastic $7'' \times \frac{1}{4}''$
- (L) Strip Styrene
- (M) Strip styrene $2\frac{1}{2}''$ long
- (N) Strip styrene
- (O) Sheet plastic $1'' \times \frac{1}{4}''$
- (P) Sheet plastic $2\frac{3}{4}'' \times 1\frac{1}{4}''$
- (Q) Sheet plastic $2\frac{3}{4}'' \times 1\frac{1}{4}''$
- (R) Sheet plastic $2\frac{3}{4}'' \times \frac{1}{4}''$
- (S) Sheet plastic $2\frac{1}{2}'' \times 1\frac{1}{2}''$
- (T) Sheet plastic $2'' \times 1\frac{1}{2}''$
- (U) Sheet plastic $2\frac{1}{2}'' \times 1''$
- (V) Sheet plastic $2\frac{1}{2}'' \times 1-1/8''$
- (W) Sheet plastic $2\frac{1}{2}'' \times \frac{1}{4}''$
- (X) Sheet plastic $2\frac{1}{2}'' \times 1-1/8''$
- (Y) Strip styrene
- (Z) Lower rear grille panel from early AMT Corvair kit.



Thanks to Larry Dandridge

OH! THOSE AM BLUES!!

Blake Dunfee

from the Cactus Corvair Club Franklin Flyer

Like to keep somewhat stock look to your car, but can't stand the sound department?? Me too!

While working on my radio housing for my '64 Monza coupe, wondering what I was going to do to make my AM/FM cassette player look decent, like making a new bezel, I got this idea: would the new radio fit into the face of the stock radio? Well, after my trip to the storage shed, my question was answered.

I used a non-push-button stock radio and an Audiovox model AUX935. I bought the radio at the Price club along with a 50-watt equalizer and two three-way speaker for \$140, which is now down to \$125 for the same set (isn't that the way it always goes?). Anyway, the price for the same radio at other places is \$95 to \$125.

The first step is to completely disassemble the old radio, removing all the internal parts. Save all the metal pieces and body screws. Yes, and even save that old plastic piece with the Chevy bow tie. We'll get back to the use of that piece later.

Are you ready to file? If not, get ready to do so! This is longest single procedure of the whole project. You have to file out the chrome face piece of the old radio to match the AUX935. I files about 1/8" out of the center. Just to give you an idea, you must file past the raised area on the face a little, which turned out to be even a little more.

If you haven't noticed by now, the radio control posts don't match the width of the old radio housing. Not to worry! You can remove them from the AUX935 and have plenty of wire to match the hole in the stock face.

You will also have to make cuts in the radio housing in the front and rear to accomodate the new radio - hope you saved the piece that was the black background for the station indicator. Cut it to fit the new radio and screw it back on the front of the housing.

By now you should be about ready to put it together. First, put the new control posts into the old housing; don't put them on too tight, you will want to adjust them later.

You will need two 5/16 x 3/4" machine screws to bolt the new main radio body to the front of the old housing.

You should be ready to assemble the outside housing. Once that is done, mount the radio with the stock bezel and knobs. Oh yes, you will need another tone control knob off another radio. Doesn't look too bad does it?

Well, here's one more little step to make it look even better. Remember that piece of plastic with the Chevy bow tie? Yes, you can use that too! I cut and file that piece to fit the door of the cassette player. You will have to file it top and bottom, right to the bow tie, then paint the back of it black and glue it to the door. One other thing I would suggest is that you file or sand a bit of the back of this piece before you paint and glue it to the door, because if you don't, you will end up performing major surgery to remove your first cassette!!



Wrecking out over
100 Corvairs!

Ben & Son Auto & Truck Salvage
(formerly Jerry Bishop's)
4260 E. Illinois
Tucson, Arizona 85714
748-1444



TREASURER'S REPORT

Balance October 1, 1987.....	\$1,447.54
Income	
Dues.....	40.00
Corvairsation ads.....	45.00
Raffle tickets.....	34.00
Merchandise sales.....	13.00
Aluminum cans.....	8.00
Total Income.....	\$140.00
Expenses	
Corvairsation.....	43.07
Raffle prizes.....	10.00
Miscellaneous.....	10.93
Total Expenses.....	\$64.00
Balance November 1, 1987.....	\$1,523.54

Mike Hayden


San Diego Corvair Club

PRESENTS

FOR CORVAIR
LOVERS



ONLY



"Corvairs At The Fair"
The Premier Concours D'Elegance
Of 1988*

Jan 17, 1988
9 AM - 4 PM

North County Fair
272 E. VIA RANCHO PARKWAY
ESCONDIDO, CALIFORNIA

* A WHITE GLOVE AFFAIR

Vairs 'n Spares

FOR SALE: PARTS: '65 front suspension, 4-speed transmission and rear end, Mark McKenna 745-9209.

FOR SALE: PARTS: Kelmark conversion for '65 Corvaire. Bellhousing, input shaft, shifter and subframe. Mark McKenna 745-9209.

FOR THE DO-IT-YOURSELFER: Magnification wires & long rotors, plus all regular ignition items. Wrapped fan belts, air & oil filters plus viton o-rings and oil cooler seals. Call Gordon Cauble 299-1122.

FOR SALE: '66 CORVAIR 500, 4-door, automatic, white, one owner, 50878 miles. \$800 firm. Call 887-3623.

FOR SALE: New and Good Used Parts. Early & late clutch cables, clutch discs and bolted flywheels; '66 Corsa wheel covers; early & late blower bearings; '63-'64 rear axle bearings w/ axles; '65 Corsa wiring harnesses; '65 tail & back-up light assemblies; Corsa air cleaner assembly, good used late model windshield. Call Gordon Cauble @ 299-1122.

FOR SALE: '63 MONZA COUPE, factory air, 102HP, 4-speed w/ new clutch and new transmission, new battery, good tires, needs some interior & exterior work. Driven daily. Best offer. Call Paul Skinner at 296-4549 or 885-8104.

FOR SALE: '66 CORSA Convertible, no title, body rough, interior in good shape, no engine or drive train otherwise mostly all there. Sell parts or all for \$300. Call Van at 743-9185.

FOR SALE: '60 2d COUPE, automatic, radio, heater, green, recent brake job, 70,000 miles, engine rebuilt at 65,000. near new tires. Frank Warren, 1240 E. Moonridge Rd., Tucson 85718, 742-7199.

FOR SALE: '61 RAMPSIDE, 4-speed, 76K original miles. Original motor has \$1000 in paint and machine work, needs to be assembled. 2nd motor in truck. \$1,500. 294-8601 or 889-9901.


FOR SALE: '61 LAKEWOOD, 110/auto, bright yellow, wire wheel covers. Nice inside and out. Asking \$1,500. Call Van at 743-9185.

CUNNINGHAM'S

CORVAIR AUTOMOTIVE

622-0478

2635 N. Stone Ave. #6, Tucson
(behind Bimsco Hardware)



Barry Cunningham - Larry Dandridge

Corvair Specialists

foreign & domestic cars too

8 am - 5 pm Mon - Fri

no appointment necessary

Saturdays by appointment

New & Used Parts

Tune - Ups

Engine Resealing

Towing

FUN STUFF SALES

SPECIALIZING IN TRUCKS, SPORTS CARS
RV'S & MOTORCYCLES

(602) 293-6668
631 E. PRINCE
TUCSON, AZ 85705

RICHARD & PEGGY
AUFMUTH
PROPRIETORS

TUCSON CORVAIR ASSOCIATION REGULAR MONTHLY MEETING

NO REGULAR MEETING IN DECEMBER

The Christmas Party takes its place!!!

Demcember 13th at El Corral - See you there!!

COMING EVENTS

Decemeber 13: Annual TCA Christmas Party at El Corral
Restaurant, 2201 E. River Road

6:00 pm: No Host Cocktails

7:00 pm: Dinner

DEADLINE: December 1st; Details inside.

January 17, 1988: Corvairs at the Fair, Concours D'Elegance,
North County Fair, Escondido, California

Tucson Corvair Association
P.O. Box 50401
Tucson Arizona 85703



FIRST CLASS MAIL