

A Wooden Corvair

I was looking over some of the stuff that's left in the TCA library and ran across a blue folder with a stick-on label on the front that said "Ken Lundgren's Wooden Corvair". I opened it up and found a bunch of pictures but with no other explanation or details.

I thought it would be fun to share and maybe inspire one of you with woodworking capabilities to build and updated modern version!

Van Pershing



There were no pictures of the engine compartment. I suspect that a Saws-All is required to check the oil!

Note: Scanning old photographs doesn't lend to very great details in these photos.



TUCSON CORVAIR ASSOCIATION
Established 1975

TCA 2020 Events at a Glance

The **Corvairsation** is a monthly publication of the Tucson Corvair Association, which is dedicated to the preservation of the Corvair model of the Chevrolet Motor Division of General Motors. The Tucson Corvair Association is a chartered member of the Corvair Society of America (CORSA) as Chapter 357.

Membership dues are \$15 per year for individuals and \$18 for families. Initial dues are \$19 for individuals and \$22 for families (includes one name tag) Make checks payable to the Tucson Corvair Association and mail to the TCA Treasurer.

Change of Address: Report any change of address or phone number to the Membership Chair.

CORSA membership dues are \$45 per year (\$90 for 26 months) and include a subscription to the CORSA Communiqué, a monthly publication. Rates are \$37 per year and \$74 for 26 months for a "virtual" membership. CORSA memberships is not required for membership in the Tucson Corvair Association, but is highly recommended. See any TCA officer for more information.

Business Mailing Address: 4842 W Paseo de las Colinas, Tucson, Arizona 85745

Website: www.corvairs.org. Email address: tucsoncorvairs@yahoo.com

WHEELS AND SPOKES

PRESIDENT

Mike Lake

520-979-0310

mls56@g.com

VICE PRESIDENT

Frank Pella

520-437-2481

corvair68@icloud.com

TREASURER

Allen Elvick

4210 S Preston

Tucson, AZ 85735

520-883-4437

amelvick@pcpeople.com

CORVARSAION EDITOR/ WEBMASTER

Van Pershing

520-780-7564

vpersh@yahoo.com

**Third Tues
of each
month**

Monthly Meeting. 7:00pm. O'Rielly Chevrolet, 6160 E Broadway, Tucson. Meetings are in the 2nd story conference room above the used car office. TCA monthly meeting are held in conjunction with the Classic Chevy Club.

April 25, Sat

CANCELLED

35th Annual Chevy Showdown. 9am to 3pm. Desert Diamond Casino, 1000 W Pima Mine Road, Sahuarita, Arizona.

**Jul 6-11,
2020**

CANCELLED

CORSA Convention. San Diego, California. Crown Plaza Hotel, 2270 Hotel Circle North. Go to CORSA website for more details. www.corvair.org.

On a sad note.....

Mike Lake's dad passed away recently. We wish Mike and his family the very best during this tough time for them.

Our love and prayers are with them

Second Quarter 2020 Meeting Minutes

A brief meeting was held with members Allen Elvick, Ron Bloom, Tim Lindhorn, Bill Sala, and Dave Lynch present.

Next quarterly meeting will be held sometime after this Chinese flu goes away.

Black Bear Breakfast

Several Club members got together for breakfast at the Black Bear Restaurant on Sunday, March 15, 2020. In attendance were Bill and Diane Sala, Tim Lindhorn, Dave Lynch, Frank Pella, Ron Bloom, and Mike Lake.

Topics of discussion included plans for the Cactus Corvair Club annual picnic (which has been cancelled since then), The CORSA Convention being held in San Diego and a possible trip to meet with the Corvair folks in Sierra Vista.



Brake Spring Washer Tools

Van Pershing

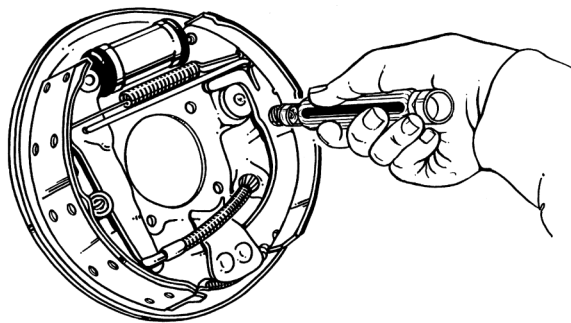
One of the most frustrating parts of the brake projects for me is removing and replacing the brake spring washers (the ones shown in the photo to the right). In the February 2017 issue of the Fanbelt Flyer (newsletter of the Cactus Corvair Club), David Dean did a nice article about that very headache.

I have always used a small Vise Grip to grab onto the outer edge of the washer and give it a twist while holding back of the pin with a finger. The stars have to be aligned perfectly, but it does work. It turns out there are at least three tools that can be used for these troublesome washers.

Dave bought two of them, the Craftsman and the OEM Tools brake spring washer tools and discussed them in his review. The Craftsman was his favorite.

The Craftsman part number 47767 seems to be currently unavailable. Usual price is around \$12 or \$13. I was able to locate one on EBay used for \$20 with free shipping. The OEM Tools part number 25056 seems to be available for around \$12 from several suppliers. Another tool that is available is the Lisle part number 47400 that sells anywhere from \$6 to \$10 and looks to function much like the others.

So, if you're in the mood to do a brake job and need an extra tool to play with any one of these three might be just the thing to get your wife for her next birthday!



Dave provided this picture comparing the Craftsman (left) with the OEM Tools (right).



Craftsman brake spring washer tool, P/N 47767



Lisle brake spring washer tool, P/N 47400



OEM Tools brake spring washer tool, P/N 25056


A "Proper" 1936 Ford Coupe



I wish we had more details on this beautiful '36 but it's very obvious that the owner has very good taste!!



Notice Any Styling Similarities??



'59 Oldsmobile




'62 Monza



'61 Impala

'60 sedan





Here's Ken Lundgren standing next to his creation at a car show.

